







RT01

# F15D Three doors 120/140CM

					
A*12	B*12	C*20	D*9	E*5	F*20

Tips: Tighten the screws by seven points during installation, and then tighten them after all is completed!  
 Installation principle of eccentric parts:

